

St Bede's RC Primary School, Jarrow.



Starting Reception September 2021

A Guide for Parents

We hope this booklet will help you with some of the practicalities of your child's first year in school.

Reception Class Staff

Mrs Rooney is the head teacher of St Bede's RC Primary school.



Mrs Buck will be your child's class teacher.



Mrs Stephenson supports the teaching and learning in Reception class.



Mrs McLaren coordinates the Early Years Foundation Stage.



Helpful information

Covid-19

Parents/carers are unable to enter the school building during the ongoing pandemic. We ask that parents/carers socially distance and follow the one way system in place in the school yard during drop off and collection.

Start of the day

Children are to be dropped off at the outer Reception classroom door, located in the smaller KS1 yard between 8.50-9.00am. The door will be locked promptly at 9.00am and all late-comers must report to the school office, to sign the late book. Parents are not able to enter the school with their child to avoid congestion in the cloakroom/corridors. It is usually better for your child and other children in the classroom if you allow Reception class staff to comfort and settle your child as soon as possible in the morning.

Lunch

Lunch time runs from approximately 11.30am until 12.30pm. School meals are free for pupils in Reception, Year 1 and Year 2. Packed lunches may be brought, however, we suggest that your child tries at least half a term of school lunches first.

Home time

School ends at 3.15pm. Uncollected children will be taken to the school office. Parents are asked to line up at the outer Reception classroom door to collect their child. Children will not be allowed to leave with any adult other than a parent/carer unless advance permission has been given.

Illness

Please telephone on the first day of absence to inform us if your child is ill. (Tel 0191 4898218)

Emergency contact

Please make sure we have your up to date emergency contact details at all times.

Holidays

Please try not to take holidays in school time if at all possible. If you really need to take your child out of school, please obtain a holiday form from the office.

Sending Money into School

As a whole school we use ParentPay.co.uk to pay for school trips, Nativity tickets, etc.

Physical money cannot be accepted under any circumstances. More information will be provided in due course.

Book bags

Your child will bring their book bag home every Friday. Please check this for reading books/ diaries, important letters and samples of your child's work for you to keep. Book bags must be returned to school the following Monday so that your child's teacher can assess your child's reading and change their reading book accordingly. Book bags can be purchased once you are set up on ParentPay.co.uk.

Seesaw

Once your child has started school they will be given a login for our online learning platform, Seesaw. This app will enable you to communicate with your child's teacher, view and complete the weekend homework, receive announcements, see snippets of your child's work, etc.

Labelling clothes

Your child's uniform, coat and PE kit must be labelled with their name. Personalised iron on labels can be purchased online very cheaply and are the longest lasting method. Labelling your child's clothes will help ensure that they are not lost or accidentally swapped, especially during PE sessions.

School Milk

If you want your child to have milk, this must be paid via Parent Pay at the beginning of each new school term (approx. £9.20).

Water bottles

Parent's are asked to provide their child with a small, clean reusable water bottle each day. This will be sent home each evening to be washed. Please ensure that your child is able to open and refill their water bottle independently. Please do not fill your child's water bottle with juice or fizzy drinks.

PE

Please send your child to school wearing their PE kit every Wednesday. See overleaf for more information regarding PE kits.

Essential items

In order to fully access the curriculum your child will need the following items:

- School uniform (All clearly labelled with your child's name)
 - Light blue polo shirt (with or without school logo)
 - Burgundy jumper or cardigan (with school logo)
 - Grey school trousers, skirt or pinafore in the Autumn/Spring term or grey shorts or a blue checked summer dress in the Summer term.
 - Black school shoes. **No boots or trainers.** We kindly ask that children only wear laced or buckled shoes if they are able to fasten these themselves. Velcro is a more appropriate alternative.
- PE Kit (All clearly labelled with your child's name)
 - Burgundy shorts, worn under plain black jogging bottoms.
 - Plain white t-shirt (with or without school logo), worn under school jumper.
 - Velcro or slip on trainers (no laces).
- School book bag. This can be purchased via ParentPay.co.uk in September. Children will be unable to take home school reading books unless a book bag is purchased.
- Wellies (Clearly labelled with your child's name). Your child will use these almost daily throughout the year in a variety of weather conditions. Children who do not have wellies will be unable to take part in certain activities.

St Bede's logo items (e.g. cardigans, sweatshirts, PE kit) can be purchased at

JK Schoolwear
52-54 Ellison Street, Jarrow
NE32 3HX

jkschoolwearandworkwear.co.uk
or
myclothing.com

All non logo items (e.g. trousers, skirts, polo shirts) can be bought in local supermarkets.

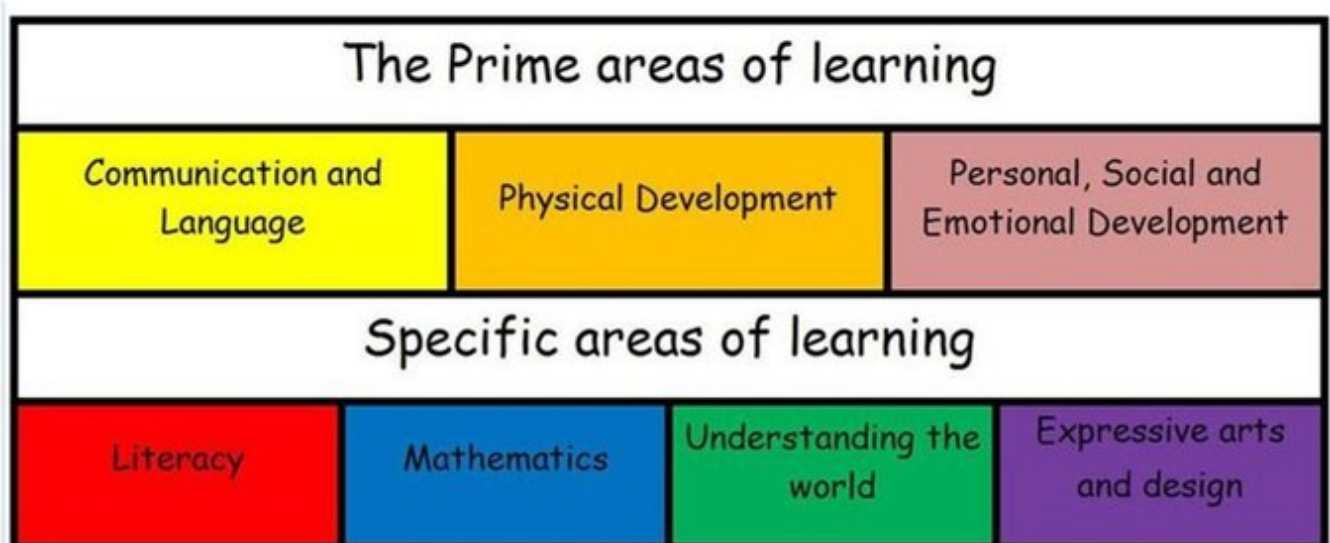
If you are unable to provide any of the above essential items, please speak to a member of staff who will be happy to help you.

What is the EYFS?

The Early Years Foundation Stage (EYFS) is how the Government describes the time in your child's life up to and including age 5. This is a very important stage as it prepares your child for their future learning and successes. Experiences in your child's early years should be happy, active, positive, exciting, fun and support their development and learning needs.

Your child's teacher must follow a legal document called the Early Years Foundation Stage Framework, developed by Early Years experts and parents.

There are 7 areas of development which your child will be taught in, given experiences of, nurtured in and discreetly assessed by. These are broken up into *prime* and *specific* areas.



Every child develops in a different and unique way. Please try not to compare your child with others! We work hard to ensure that different learning styles are catered to.

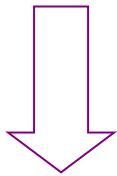
If you have any concerns, please feel free to speak with your child's class teacher or head teacher.

Translations

Play is a vital part of learning. Much effort is put into planning structured play activities for your child to help develop important skills, however, we strongly encourage our little learners to be independent and to explore and follow their own interests and fascinations.


What did you do in school today?

I just played where
I wanted...



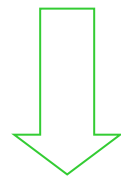
We provide many opportunities for your child to make their own decisions with the aim that they will eventually be able to recognise and organise some of their own simple learning needs.

I played with
the blocks...



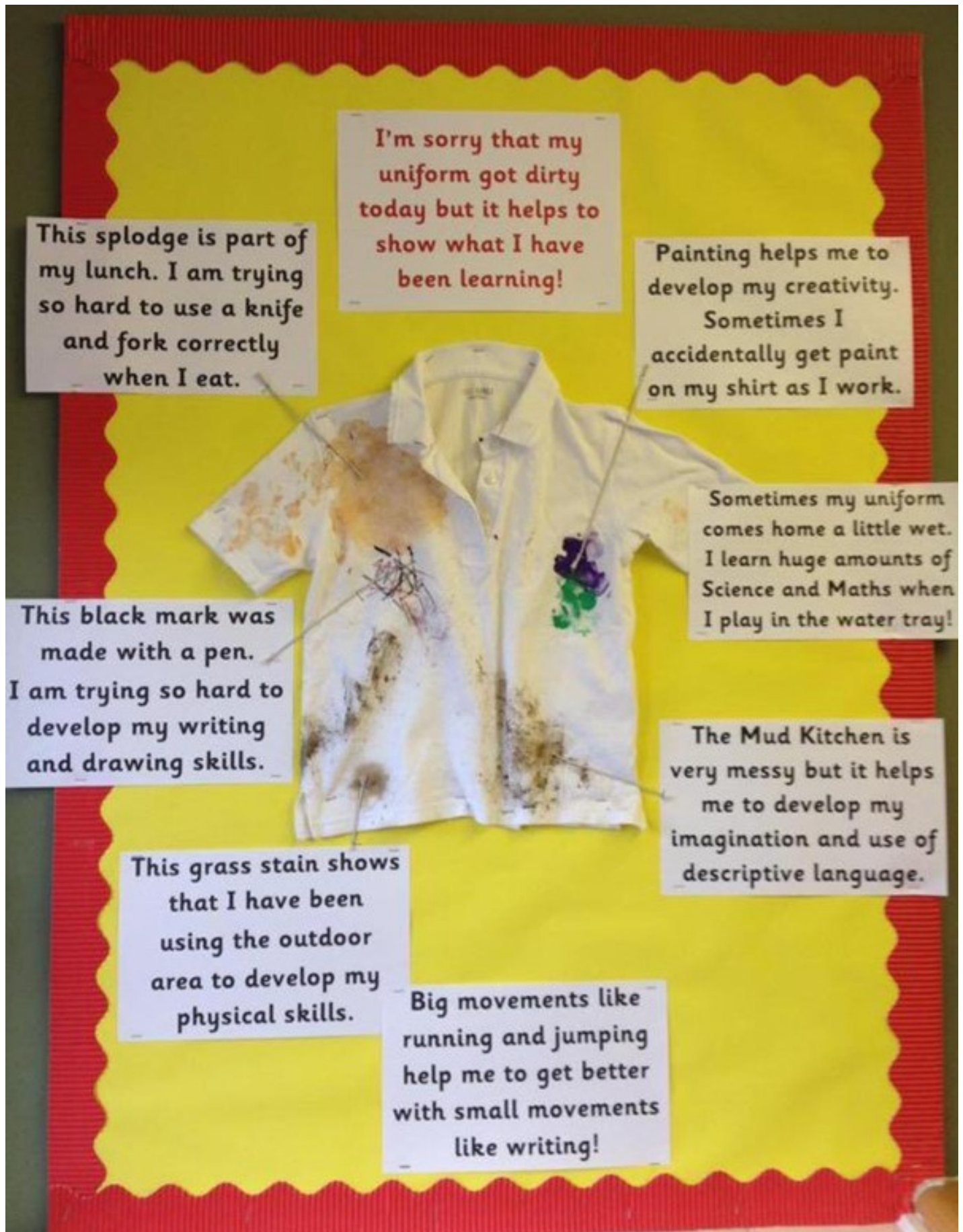
Your child may have taken part in an activity measuring and investigating the properties of different solid shapes or sorting and classifying objects.

I played with a boat
in the water tray...



Perhaps your child was exploring and observing how different materials behave in water- an early scientific experiment and an essential experience to build upon in later years.

Trust me, I'm learning...!



This is me!

stick a
photo of
me here!

Reception Ready!

to be taking steps

I am

★ I am
ready to start
reception
because I
can....

feed myself
effectively
using a knife
and fork

run safely and
am aware of
my own space

crawl, hop,
jump and
balance

use tools such
as pencils,
scissors and
brushes
effectively

use my fingers
to thread, cut,
shape, mould
and create

listen to and
talk about a
simple story

listen to and
follow simple
instructions

take off and
put on my coat
and shoes

dress and
undress my-
self without
help

take care of
my personal
hygiene when
using the toilet

use good
manners and
show friendly
behaviour to
others

use friendly
language with
my friends and
adults

sing action
songs and
rhymes

recognise my
own name

have a go and
not be afraid to
make mistakes

talk about
myself, my
needs and my
feelings

play with other
children,
taking turns
and sharing

say goodbye
to an adult
without getting
upset

ask for help
and am
confident to
talk to adults
and children

“Because I can do all these I am happy, positive and sociable. I communicate well and am ready to become an independent learner.”